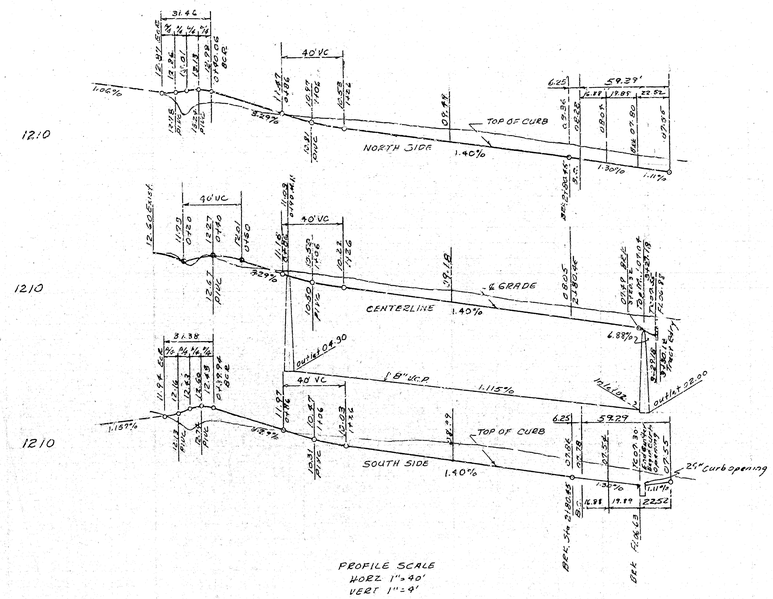

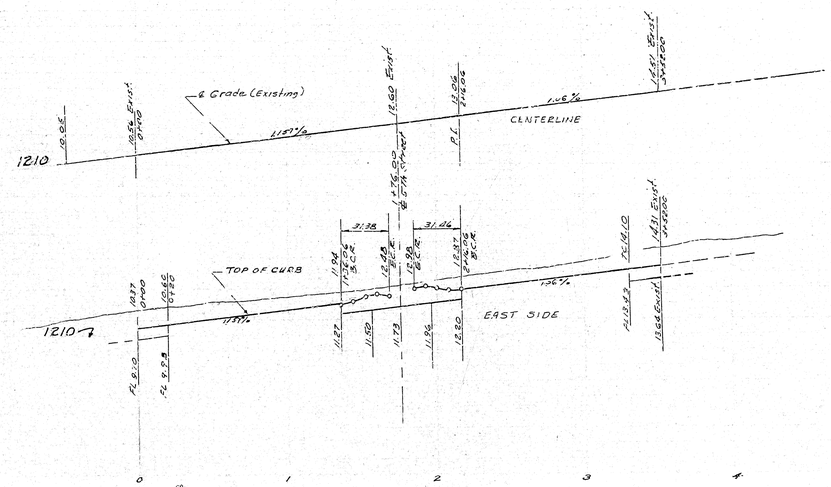

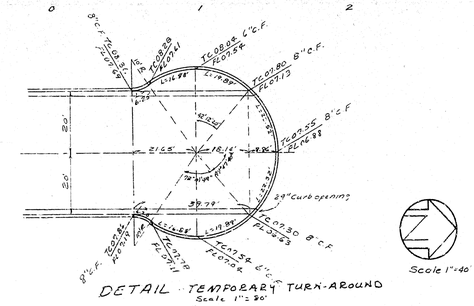

DETAIL - TEMPORARY TURN-AROUND
Scale 1" = 20'

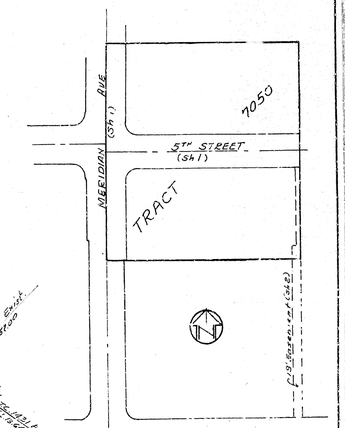

INDEX MAP
Scale 1" = 100'

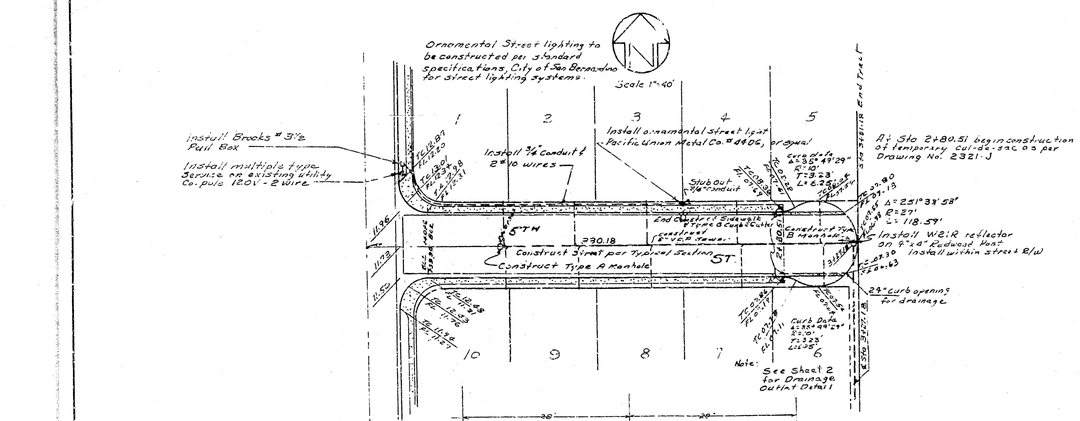

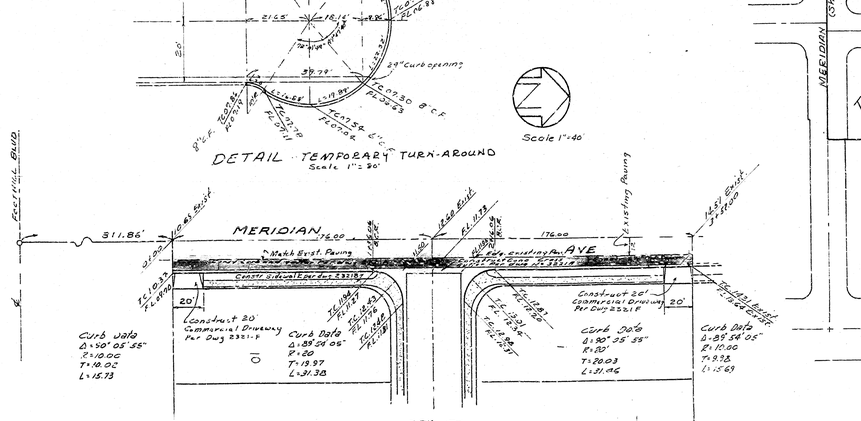



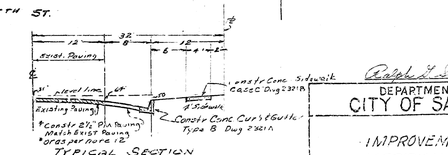

TYPICAL SECTION
MERIDIAN AVENUE

Notes

1. All work shown on these plans shall be done in conformity with applicable provisions of Ordinances #2371 of the City of San Bernardino.
2. 3" & 4" pipes with connecting sewer to be constructed shown on plan thus
3. All house connections shall be constructed on a uniform grade at 2 percent from main sewer and shall extend from the main sewer to property line.
4. All house connections and approximate location shall be determined in the field.
5. Manhole frames and covers to be constructed by sewer contractor & delivered to the building contractor. Sewer contractor shall install manhole frames and covers to grade after final grading.
6. All standard cross sections of curb and gutter and sidewalks are as per City of San Bernardino Department of Engineering Std. Drawings #2321 & 2322.
7. The outlines and location of any underground utility mains or services shown on these plans are believed to be correct at the best of our knowledge. Contractor shall be responsible for protecting all existing utilities except as shown on this map.
8. The contractor is required to take due care in trenching operations to avoid damage to other lines and any other lines not of record or not shown on these drawings.
9. Sewer laterals to be constructed to either "Wye" or "Tee" Branches.
10. Water service connections shall be constructed by either water contractor or building contractor.
11. Street sections and Bench marks shall be constructed as per Dwg. N-2322-N.
12. Manhole frames shall be cast iron, standard frames and covers shall be Alhambra Foundry #1-0180 (Steel height or approved equal).
13. Bench Mark & no hub wall at Colonial Water Pump Station Elev. 120.79
14. Sufficient soil tests by a licensed soil testing laboratory shall be required to determine the adequacy of undisturbed street section in the results of these tests shall the existing subgrade to be inferior, sufficient base material shall be placed to support the indicated surfacing depth. The surfacing thickness shall be increased.

Ralph L. Stone RCE No. 12630

DEPARTMENT OF ENGINEERING
CITY OF SAN BERNARDINO

IMPROVEMENT PLANS
MERIDIAN AVE. & 5TH ST.
TRACT 7050

SUBMITTED BY JOHNSON & STONE	REFERENCE		DRAWING NO
APPROVED October 28 19 63	DRAWN BY LEJ		3075
CITY ENGINEER	CHECKED BY CGS		SHEET 1 OF 2 SHEETS
REGISTERED CIVIL ENGINEER No. 12630			

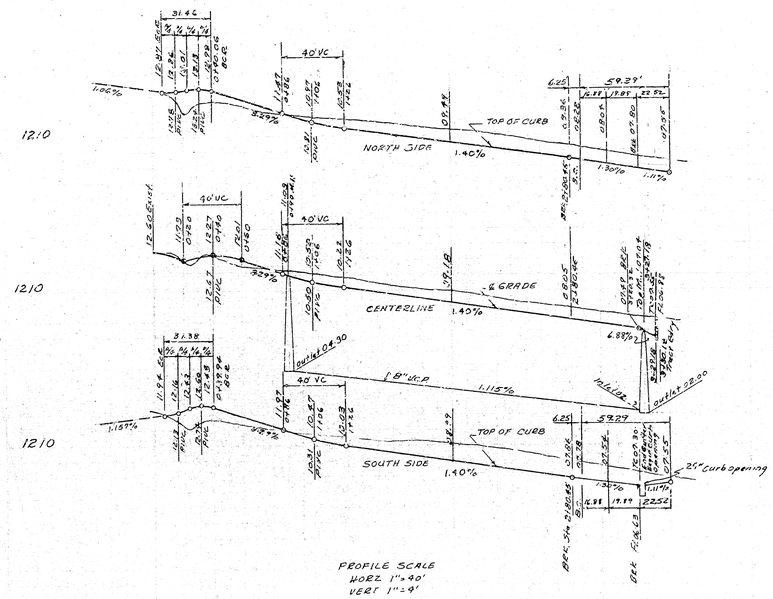

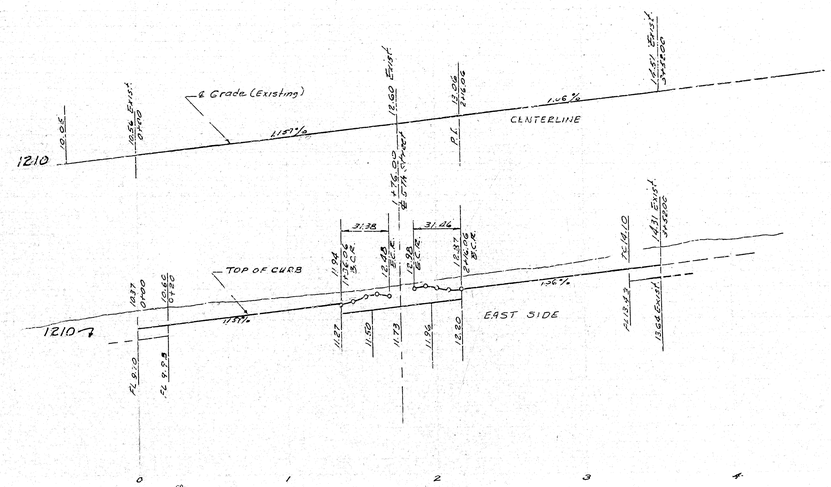

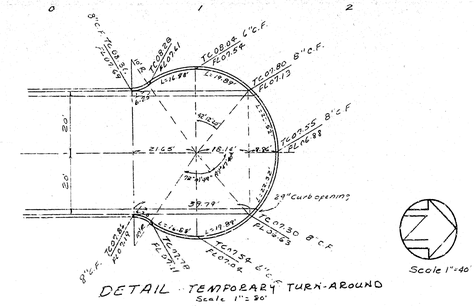

DETAIL - TEMPORARY TURN-AROUND
Scale 1" = 20'

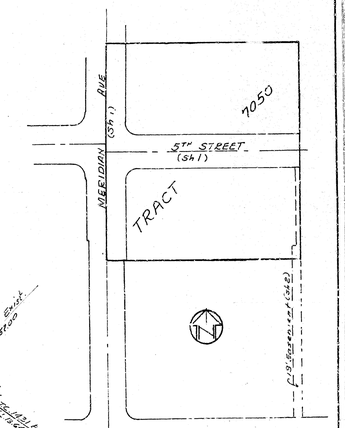

INDEX MAP
Scale 1" = 100'

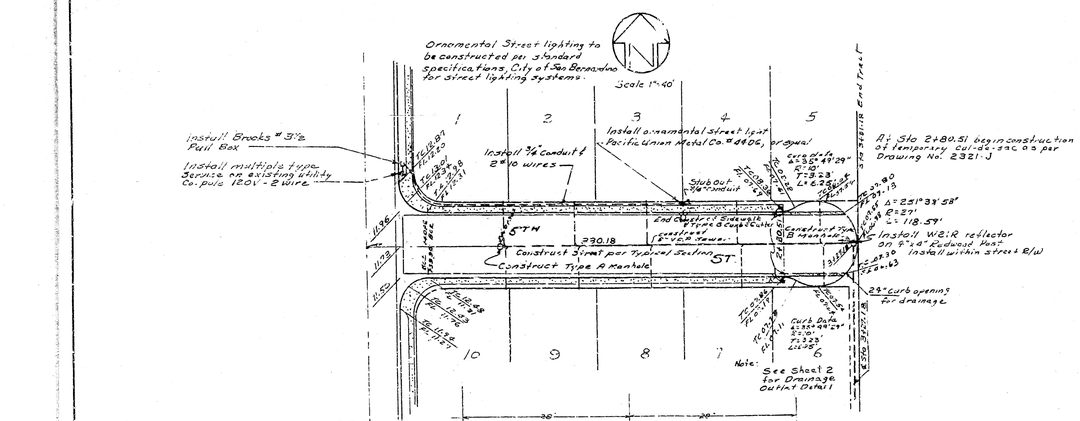

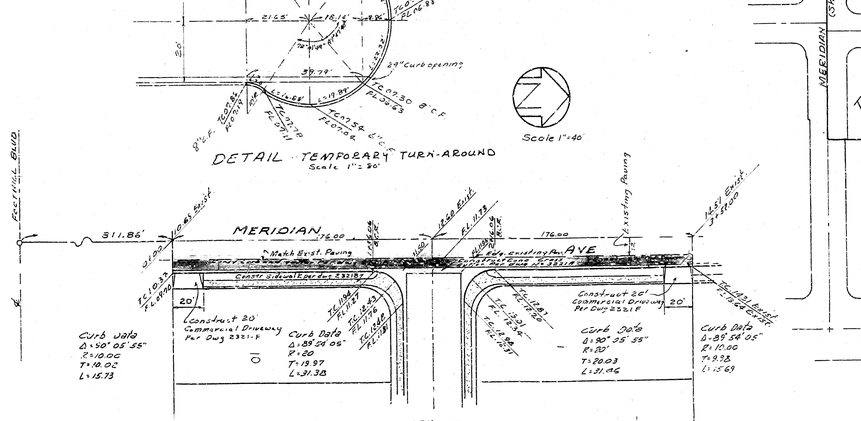



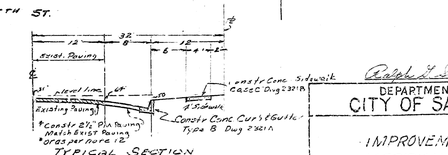

TYPICAL SECTION
MERIDIAN AVENUE

Notes

1. All work shown on these plans shall be done in conformity with applicable provisions of Ordinances #2371 of the City of San Bernardino.
2. 3" & 4" pipes with connecting sewer to be constructed shown on plan thus
3. All house connections shall be constructed on a uniform grade at 2 percent from main sewer and shall extend from the main sewer to property line.
4. All house connections and approximate location shall be determined in the field.
5. Manhole frames and covers to be constructed by sewer contractor & delivered to the building contractor. Sewer contractor shall install manhole frames and covers to grade after final grading.
6. All standard cross sections of curb and gutter and sidewalks are as per City of San Bernardino Department of Engineering Std. Drawings #2321 & 2322.
7. The outlines and location of any underground utility mains or services shown on these plans are believed to be correct at the best of our knowledge. Contractor shall be responsible for protecting all existing utilities except as shown on this map.
8. The contractor is required to take due care in trenching operations to avoid damage to other lines and any other lines not of record or not shown on these drawings.
9. Sewer laterals to be constructed to either "Wye" or "Tee" Branches.
10. Water service connections shall be constructed by either water contractor or building contractor.
11. Street sections and Bench marks shall be constructed as per Dwg. N-2322-N.
12. Manhole frames shall be cast iron, standard frames and covers shall be Alhambra Foundry #1-0180 (Steel height or approved equal).
13. Bench Mark & no hub wall at Colonial Water Pump Station Elev. 120.79
14. Sufficient soil tests by a licensed soil testing laboratory shall be required to determine the adequacy of undisturbed street section in the results of these tests shall the existing subgrade to be inferior, sufficient base material shall be placed to support the indicated surfacing depth. The surfacing thickness shall be increased.

Ralph L. Stone RCE No. 12630

DEPARTMENT OF ENGINEERING
CITY OF SAN BERNARDINO

IMPROVEMENT PLANS
MERIDIAN AVE. & 5TH ST.
TRACT 7050

SUBMITTED BY JOHNSON & STONE	REFERENCE		DRAWING NO
APPROVED October 28 19 63	DRAWN BY LEJ		3075
CITY ENGINEER	CHECKED BY CGS		SHEET 1 OF 2 SHEETS
REGISTERED CIVIL ENGINEER No. 12630			

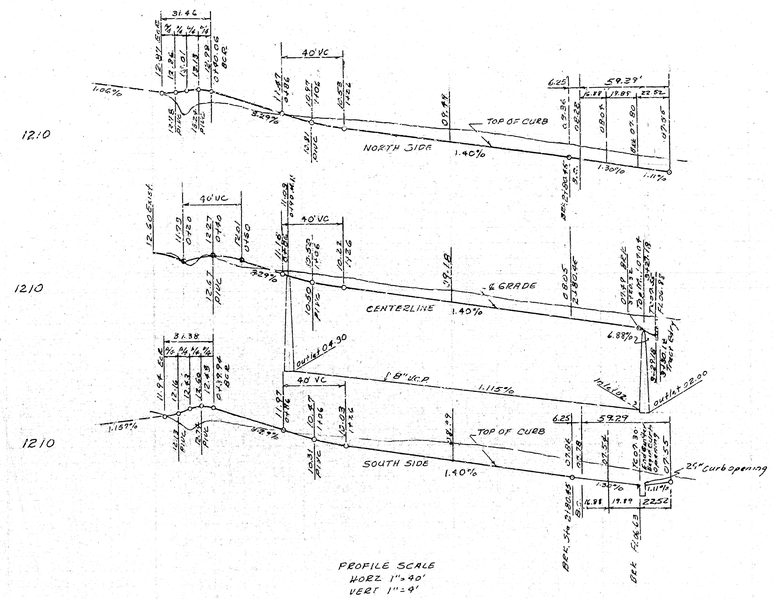

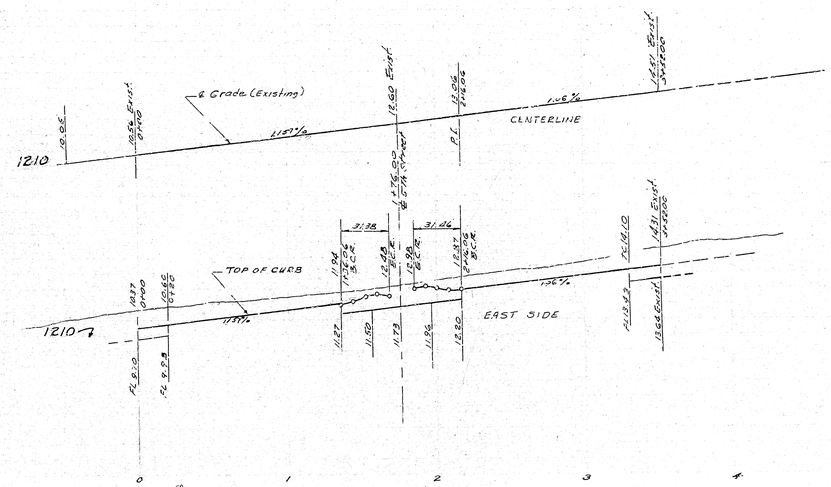

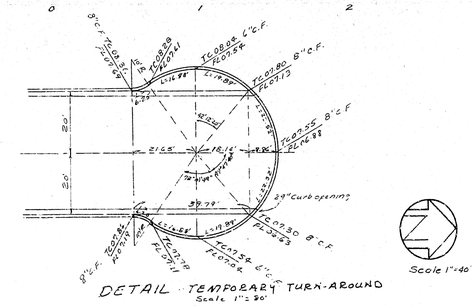

DETAIL - TEMPORARY TURN-AROUND
Scale 1" = 20'

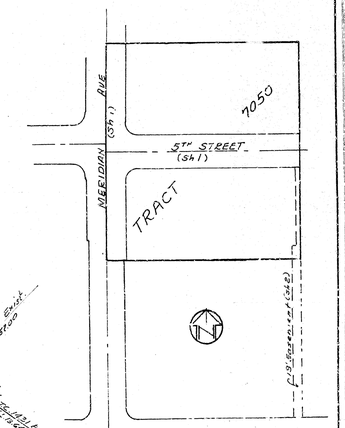

INDEX MAP
Scale 1" = 100'

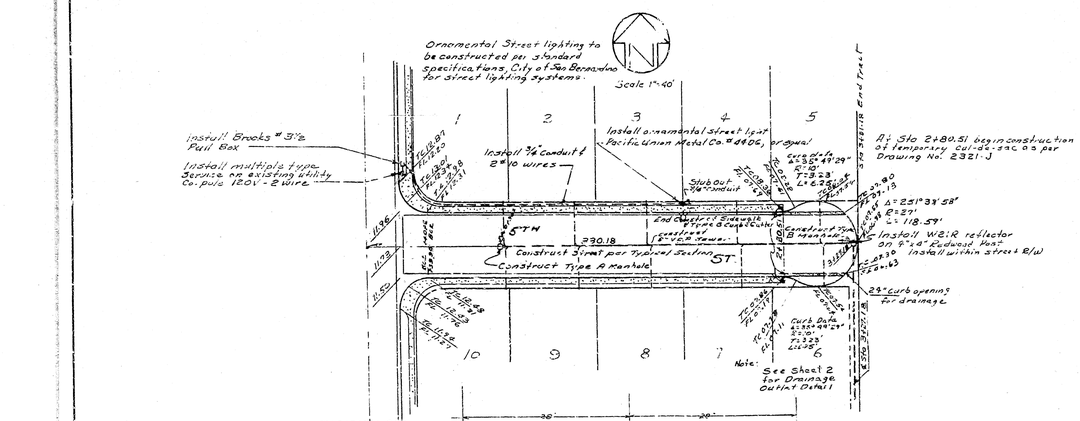

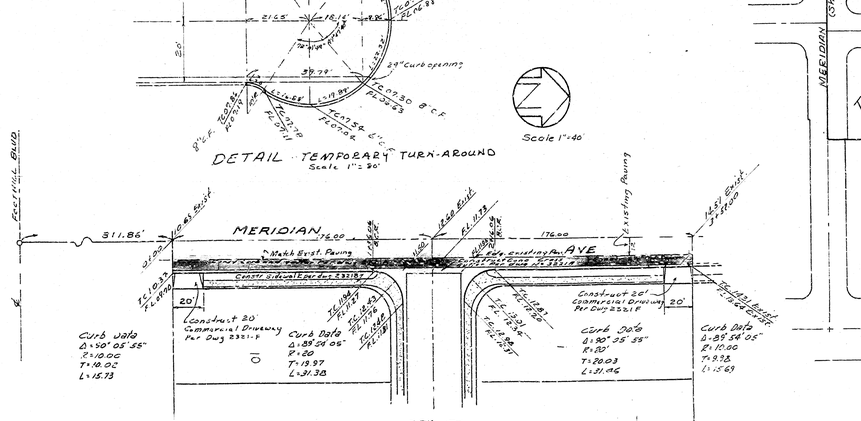



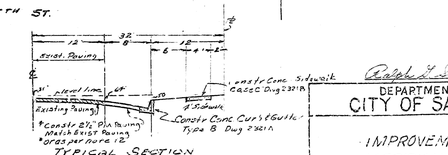

TYPICAL SECTION
MERIDIAN AVENUE

Notes

1. All work shown on these plans shall be done in conformity with applicable provisions of Ordinances #2371 of the City of San Bernardino.
2. 3" & 4" pipes with connecting sewer to be constructed shown on plan thus
3. All house connections shall be constructed on a uniform grade at 2 percent from main sewer and shall extend from the main sewer to property line.
4. All house connections and approximate location shall be determined in the field.
5. Manhole frames and covers to be constructed by sewer contractor & delivered to the building contractor. Sewer contractor shall install manhole frames and covers to grade after final grading.
6. All standard cross sections of curb and gutter and sidewalks are as per City of San Bernardino Department of Engineering Std. Drawings #2321 & 2322.
7. The outlines and location of any underground utility mains or services shown on these plans are believed to be correct at the best of our knowledge. Contractor shall be responsible for protecting all existing utilities except as shown on this map.
8. The contractor is required to take due care in trenching operations to avoid damage to other lines and any other lines not of record or not shown on these drawings.
9. Sewer laterals to be constructed to either "Wye" or "Tee" Branches.
10. Water service connections shall be constructed by either water contractor or building contractor.
11. Street sections and Bench marks shall be constructed as per Dwg. N-2322-N.
12. Manhole frames shall be cast iron, standard frames and covers shall be Alhambra Foundry #1-0180 (Steel height or approved equal).
13. Bench Mark & no hub wall at Colonial Water Pump Station Elev. 120.79
14. Sufficient soil tests by a licensed soil testing laboratory shall be required to determine the adequacy of undisturbed street section in the results of these tests shall the existing subgrade to be inferior, sufficient base material shall be placed to support the indicated surfacing depth. The surfacing thickness shall be increased.

Ralph L. Stone RCE No. 12630

DEPARTMENT OF ENGINEERING
CITY OF SAN BERNARDINO

IMPROVEMENT PLANS
MERIDIAN AVE. & 5TH ST.
TRACT 7050

SUBMITTED BY JOHNSON & STONE	REFERENCE		DRAWING NO
APPROVED October 28 19 63	DRAWN BY LEJ		3075
CITY ENGINEER	CHECKED BY CGS		SHEET 1 OF 2 SHEETS
REGISTERED CIVIL ENGINEER No. 12630			